

Urea, Glycolic Acid, and Glycerol in an Organic Residue Produced by Ultraviolet Irradiation of Interstellar/Pre-Cometary Ice Analogs

Michel Nuevo,^{1,2} Jan Hendrik Bredehöft,³ Uwe J. Meierhenrich,⁴
Louis d'Hendecourt,¹ and Wolfram H.-P. Thiemann³

Abstract

More than 50 stable organic molecules have been detected in the interstellar medium (ISM), from ground-based and onboard-satellite astronomical observations, in the gas and solid phases. Some of these organics may be prebiotic compounds that were delivered to early Earth by comets and meteorites and may have triggered the first chemical reactions involved in the origin of life. Ultraviolet irradiation of ices simulating photoprocesses of cold solid matter in astrophysical environments have shown that photochemistry can lead to the formation of amino acids and related compounds. In this work, we experimentally searched for other organic molecules of prebiotic interest, namely, oxidized acid labile compounds. In a setup that simulates conditions relevant to the ISM and Solar System icy bodies such as comets, a condensed $\text{CH}_3\text{OH}:\text{NH}_3 = 1:1$ ice mixture was UV irradiated at ~ 80 K. The molecular constituents of the nonvolatile organic residue that remained at room temperature were separated by capillary gas chromatography and identified by mass spectrometry. Urea, glycolic acid, and glycerol were detected in this residue, as well as hydroxyacetamide, glycerolic acid, and glycerol amide. These organics are interesting target molecules to be searched for in space. Finally, tentative mechanisms of formation for these compounds under interstellar/pre-cometary conditions are proposed. Key Words: Prebiotic chemistry—Interstellar molecules—UV radiation—Ice—Laboratory simulation experiments. *Astrobiology* 10, 245–256.

1. Introduction

AMONG ALL THE MOLECULES that have been detected in the interstellar medium (ISM) in the gas or solid phases (Snow and Bierbaum, 2008), organic molecules are of particular interest in that they are present in the Solar System, since a wide variety of them has been observed in comets (Bockelée-Morvan *et al.*, 2000; Biver *et al.*, 2002) and detected in meteorites (Cronin and Pizzarello, 1999; Martins *et al.*, 2008), micrometeorites (Maurette, 1998; Matrajt *et al.*, 2004), interplanetary dust particles that can be collected on Earth and studied *in situ* (Muñoz Caro *et al.*, 2006), and in the cometary grains collected in the environment of comet 81P/Wild 2 by the Stardust mission (Sandford *et al.*, 2006; Muñoz Caro *et al.*, 2008). These organics delivered by extraterrestrial objects are believed to have contributed to the inventory of prebiotic compounds from which life emerged on the early Earth between ~ 4 and ~ 3.5 billion years ago (Oró, 1961; Chyba and Sagan, 1992).

The exact nature of the processes that lead to the formation of small organic compounds, such as methane (CH_4) and methanol (CH_3OH), in the ISM is not entirely clear, since they can be produced either in the gas or in the solid phase on the surface of cold grains. However, it is believed that larger organics are mainly formed in the solid phase, from the UV photoprocessing of interstellar ice mantles that consist mainly of H_2O , CO , CO_2 , CH_4 , CH_3OH , and NH_3 (Gibb *et al.*, 2004; Dartois, 2005; and references therein). The formation of these complex organic molecules has been extensively studied in the laboratory (Agarwal *et al.*, 1985; Briggs *et al.*, 1992; Bernstein *et al.*, 1995; Muñoz Caro and Schutte, 2003). In particular, amino acids have been detected in the hydrolyzed organic residues formed by the UV irradiation of interstellar ice analog mixtures and left over after warming up the samples under vacuum to room temperature (Bernstein *et al.*, 2002; Muñoz Caro *et al.*, 2002; Nuevo *et al.*, 2007, 2008).

While it is difficult to estimate the UV fluences and the effects of UV photons in various interstellar environments, as

¹Institut d'Astrophysique Spatiale, Université Paris-Sud, Orsay, France.

²Current address: NASA Ames Research Center, Space Science Division, Moffett Field, California, USA.

³Universität Bremen, Institut für Angewandte und Physikalische Chemie, Bremen, Germany.

⁴Université de Nice-Sophia Antipolis, Faculté des Sciences, Nice, France.

compared to calibrated fluences measured in the laboratory, experiments involving the effects of high-energy particles such as MeV protons on ices are also known to produce similar results (Gerakines *et al.*, 2001; Hudson *et al.*, 2008), which suggests that cosmic rays can also trigger interstellar chemistry. Moreover, secondary UV photons produced by the interaction of cosmic rays with interstellar hydrogen gas are known to produce a residual UV photon flux in the dark and dense molecular clouds where stellar UV photons cannot penetrate (Prasad and Tarafdar, 1983). Although amino acids have not been observed in the ISM, with the detection of glycine still under debate (Kuan *et al.*, 2003; Snyder *et al.*, 2005), they have been detected in carbonaceous meteorites such as Murchison and Murray after hydrolysis (Cronin and Pizzarello, 1997, 1999; Engel and Macko, 1997). The presence of amino acids or, more probably, their precursors in meteorites supports the scenario of an exogenous delivery of complex organics to early Earth as well as to other planets. This scenario is strengthened by the recent radio-astronomical detection of amino acetonitrile in the molecular cloud Sgr B2(N) (Belloche *et al.*, 2008), which is believed to be a direct precursor of glycine, the smallest amino acid.

Among the large variety of other organic compounds that could have contributed to the first prebiotic reactions, molecules such as urea (NH_2CONH_2), glycolic acid (HOCH_2COOH), and glycerol ($\text{HOCH}(\text{CH}_2\text{OH})_2$) are interesting because they are strongly involved in biological processes. Urea may have played an important role in prebiotic chemistry, since it was shown to favor amino acid polymerization into the formation of peptides (Sakurai and Yanagawa, 1984; Nagayama *et al.*, 1990; Mita *et al.*, 2005). Urea has been detected in carbonaceous meteorites such as Murchison (Cooper and Cronin, 1995), which indicates that large amounts of this compound were probably delivered to early Earth. Glycolic acid, the smallest α -hydroxy acid, is a sugar derivative found in many sugar-rich plants (Yaar and Gilchrest, 2007) and has also been detected in carbonaceous meteorites (Cronin and Chang, 1993), along with other small sugars (Briggs and Mamikunian, 1963; Cooper *et al.*, 2001; Pizzarello, 2004). Therefore, sugars were probably present on early Earth along with amino and fatty acids, which were also detected in the Murchison meteorite (Briggs and Mamikunian, 1963; Cronin and Pizzarello, 1997, 1999; Engel and Macko, 1997). Glycerol, a sugar alcohol, is a precursor for the synthesis of triacylglycerols (a certain class of lipids) and is used as energy storage for cellular metabolism in contemporary biological systems (Boyer, 1999). Its simple structure makes glycerol a very good candidate to have been involved in the formation of the lipids that eventually formed the first cell membranes within which the first biochemical reactions took place. Moreover, glycerol has also been detected in the Murchison meteorite (Cooper *et al.*, 2001).

Finally, these organic compounds are small enough to be easily formed and could thus be present and potentially detected in astrophysical environments as well as other extraterrestrial materials. They are expected to be present in organic residues produced in the laboratory from the UV irradiation of interstellar/pre-cometary ice analogs. In this work, two ice mixtures of compositions $\text{CH}_3\text{OH}:\text{NH}_3 = 1:1$ and $\text{H}_2\text{O}:\text{CH}_3\text{OH}:\text{NH}_3 = 1:1:1$ were UV irradiated at low temperature, and the so-formed residues were analyzed with gas chromatography coupled with mass spectrometry. We report here the detection of urea, glycolic acid, and glycerol,

as well as hydroxyacetamide, glycerolic acid, and glycerol amide in the organic residue formed from the photo-irradiation of the $\text{CH}_3\text{OH}:\text{NH}_3 = 1:1$ mixture. We discuss below possible mechanisms for their formation in various extraterrestrial environments.

2. Experimental Protocol

2.1. UV irradiation at 80 K

The detailed experimental setup for UV irradiation is described elsewhere (Nuevo *et al.*, 2007). Briefly, in a high-vacuum chamber evacuated by a turbo-molecular pump (background pressure: $\sim 10^{-7}$ mbar), gas mixtures are deposited onto an IR-transparent MgF_2 window fixed on a cold finger and cooled down to 80 K. These gas mixtures are previously prepared in a stainless steel gas line evacuated by a turbo-molecular pump (background pressure: $\sim 10^{-5}$ mbar). The deposited ices are then simultaneously irradiated with UV photons emitted by a microwave-powered H_2 -flow discharge UV lamp, which provides mainly Lyman- α (121.6 nm, *i.e.*, 10.20 eV) photons and a continuum centered around 160 nm (7.75 eV).

In the present work, two ice mixtures of compositions $^{13}\text{CH}_3\text{OH}:\text{NH}_3 = 1:1$ (hereafter referred to as M1) and $\text{H}_2\text{O}:\text{CH}_3\text{OH}:\text{NH}_3 = 1:1:1$ (M2) were UV irradiated. H_2O was purified to an 18.2 M Ω cm resistivity with a Millipore Direct-Q 5 system. $^{13}\text{CH}_3\text{OH}$ was purchased from Sigma (99% ^{13}C purity), and NH_3 from Messer (99.98% purity). These compounds were chosen because they are among the most abundant components observed in molecular cloud ices (Gibb *et al.*, 2004; Dartois, 2005; and references therein). The relative proportions between the gases were controlled before deposition by their partial pressures in the gas mixtures. Methanol was labeled with ^{13}C in order to rule out any biological contamination and thus analyze the contribution of the organic molecules produced from the photo-irradiation of the starting ice mixtures only.

After 44 h of UV irradiation at 80.5 K and 44.5 h of irradiation at 82 K for the M1 and M2 mixtures, respectively, the samples were warmed to room temperature at about 1 K min^{-1} . The MgF_2 windows covered with the samples were then removed from the chamber and kept under vacuum ($< 10^{-4}$ mbar) before analysis with chemical techniques (see Section 2.2), so that they were not exposed to air for more than a few seconds during the whole process.

Finally, in a parallel experiment, an MgF_2 window with no gas deposition was also UV irradiated with the same H_2 lamp and under similar conditions, which served as a blank. As illustrated in Fig. 1 (Section 3), the analysis of the blank showed no presence of organic contaminants, only by-products from the chemical analysis technique (see Section 2.2).

Such UV irradiations of ice mixtures at low temperature have been routinely carried out for several years, in particular for the study of the formation of amino acids, by other groups and by our team (Bernstein *et al.*, 2002; Muñoz Caro *et al.*, 2002; Nuevo *et al.*, 2007, 2008). The physico-chemical evolution of the irradiated ices in these previous works, as well as in this current study, has been monitored by IR spectroscopy, from the UV irradiation at low temperature, through the warm-up period to room temperature, and to the organic residue formation and recovery at room tem-

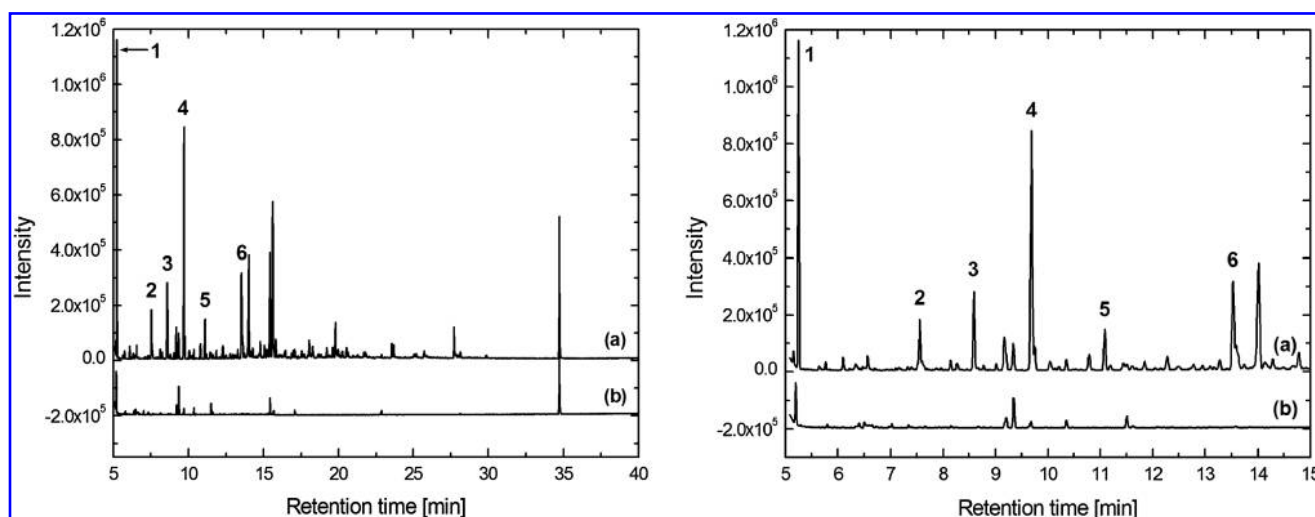


FIG. 1. Complete chromatograms (left panel) and enlargement of the chromatograms between 5 and 15 min (right panel) of the organic residue (traces **a**) formed from the UV irradiation of the M1 ice mixture ($^{13}\text{CH}_3\text{OH}:\text{NH}_3 = 1:1$), and the corresponding blank sample (traces **b**, offset for clarity), warmed up and analyzed under the same conditions. The peaks corresponding to the identified molecules are labeled from **1** to **6** (see Section 3).

perature. The IR spectra of the so-formed residues look very similar to each other, regardless of the carbon source in the starting ice mixture (CH_3OH , CO , CO_2 , CH_4 , or any combination of these) and the presence of H_2O in the starting mixture. This suggests that all organic residues have a very similar chemical composition, consisting of the same families of organic compounds. In the case of the study of amino acids, this results in a very similar distribution for the amino acids identified in the residues after their hydrolysis (Nuevo *et al.*, 2008). Therefore, we assumed in this study that our starting $\text{H}_2\text{O}:\text{CH}_3\text{OH}:\text{NH}_3$ and $\text{CH}_3\text{OH}:\text{NH}_3$ mixtures were representative of other mixtures so that they would produce organic residues with a similar chemical composition, and that the photo-irradiation of other mixtures of same composition would lead to the same results reported hereafter.

2.2. Analysis of the organic residue at room temperature

The organic molecules targeted in this study are compounds that are not volatile at room temperature. Thus, they must be derivatized to become volatile in order to be injected into gas chromatographic devices. An acid hydrolysis treatment with 6 M HCl, as is most often used to prepare similar organic residues for the detection of amino acids (Cronin, 1976; Bernstein *et al.*, 2002; Muñoz Caro *et al.*, 2002; Nuevo *et al.*, 2007, 2008), would destroy urea and related compounds.

The residue formed from the photo-irradiation of the M1 mixture was extracted with $3 \times 30 \mu\text{L}$ of pure H_2O (Fluka, for organic trace analysis), and then dried over P_2O_5 in a desiccator (pressure: 10 torr) for 17.5 h. After total evaporation of the water, the sample was derivatized with $5 \mu\text{L}$ of *N,O*-bis(trimethylsilyl)trifluoroacetamide (BSTFA; Fluka, GC grade) diluted in $12.5 \mu\text{L}$ of pyridine (Fluka, 99.8% purity) at 80°C for 2 h. The residue formed from the photo-irradiation of the M2 mixture was similarly extracted before being hydrolyzed with formic acid (HCOOH ; Fluka, 98% purity) at 99°C for 23 h and finally dried over P_2O_5 for 23 h to evaporate all the solvent. A procedural blank where only the extraction solvents were hydrolyzed and derivatized was also prepared

and showed no contamination in the solvents and reactants used for the chemical analysis.

The derivatization with BSTFA was chosen after careful evaluation of silylation by BSTFA, acylation by *N*-methyl-bis(trifluoroacetamide) (MBTFA), and the chemical protocol for the search for amino acids in interstellar ices/meteorites that lead to ethyl-chloroformate ethyl-ester (ECEE) derivatives (Huang *et al.*, 1993; Abe *et al.*, 1996; Muñoz Caro *et al.*, 2002; Nuevo *et al.*, 2007). The derivatization with BSTFA proved to be the best choice because it reacts quickly and quantitatively with all kinds of functional hydrogen atoms (in amines, alcohols, phenols, carboxylic acids, etc.). The derivatization leads to the substitution of acidic hydrogen atoms by trimethylsilyl (TMS) groups $\text{Si}(\text{CH}_3)_3$. However, TMS groups are big, and not all hydrogen atoms of the same chemical group can be substituted due to steric hindrance (see Fig. 2).

The derivatized extracts of the samples were separated by capillary gas chromatography on an HP5-MS column (5% phenylsiloxane in dimethylpolysiloxane, length: 30 m) after splitless manual injection of $1 \mu\text{L}$ into an Agilent GC6890N gas chromatograph (GC) system. The temperature program started at 50°C with a ramp of $20^\circ\text{C min}^{-1}$ to 100°C , followed by a ramp of 5°C min^{-1} to 280°C , all at a constant flow of 1.2 mL min^{-1} of He. Detection and identification were performed with an Agilent 5793N quadrupole mass spectrometer.

3. Results: Identification of the Photoproducts

No organic compound could be identified in the residue formed from the UV irradiation of the M2 mixture ($\text{H}_2\text{O}:\text{CH}_3\text{OH}:\text{NH}_3 = 1:1:1$). This lack of identifiable compounds was most likely the result of the hydrolysis step with formic acid. The addition of water to the starting gas mixture in previous experiments did not lead to a significant change of the ensuing mixture of chemical compounds (Nuevo *et al.*, 2007), although a more detailed study of the experimental parameters, including the relative proportions of the starting components of the ices and the effect of H_2O , still remains to be carried out. However, the chromatogram obtained for the

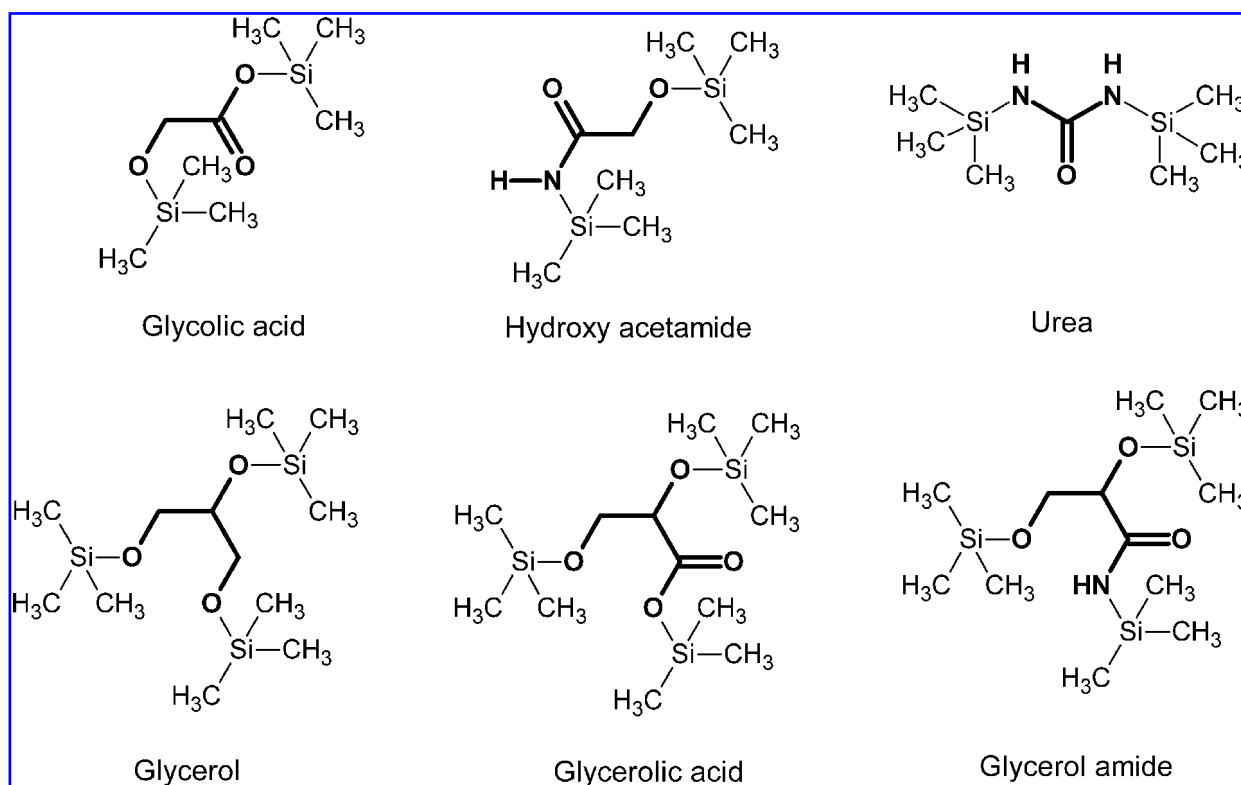


FIG. 2. Molecular structures of the identified ^{13}C -TMS derivatives, obtained after derivatization with BSTFA. Structures given in bold are the original molecular backbones.

residue formed from the photo-irradiation of the M1 mixture ($^{13}\text{CH}_3\text{OH}:\text{NH}_3 = 1:1$), given in Fig. 1 (trace **a**), shows a large number of peaks, among which some could be identified. The blank sample (Fig. 1, trace **b**) displays only a few peaks at different retention times and with intensities that are much smaller than the peaks in the chromatogram of the residue.

The peaks labeled **1** to **6** in the chromatogram of M1 (Fig. 1, trace **a**) correspond to glycolic acid (HOCH_2COOH), hydroxyacetamide (also called glycolamide, $\text{HOCH}_2\text{CONH}_2$), urea (NH_2CONH_2), glycerol ($(\text{CH}_2\text{OH})_2\text{CHOH}$), glycerolic acid ($\text{HOCH}_2\text{CH}(\text{OH})\text{COOH}$), and glycerol amide ($\text{HOCH}_2\text{CH}(\text{OH})\text{CONH}_2$), respectively. These compounds could be identified both from their retention times and the mass spectra of their TMS derivatives as illustrated in Fig. 2. Moreover, since the starting carbon source, namely methanol, was labeled with ^{13}C , the carbon backbones of the compounds were also labeled with ^{13}C , so that any source of contamination in both the chromatograms and the mass spectra could be ruled out. The mass spectra and characteristic fragmentation pathways are shown in Figs. 3 and 4. The retention times and characteristic masses for the TMS derivatives of the identified molecules are given in Table 1.

The fragment with a mass of $m/z = 73$ amu, which corresponds to the trimethylsilyl group, is present in the mass spectra of all TMS-derivatized compounds. The peak at $m/z = 147$ amu stems from a rearrangement of TMS-derivatized β -hydroxy carbonyls (Vouros, 1980) (see Fig. 5, upper part). In addition to those two reactions, there are two more major fragmentation pathways observed in TMS derivatives. The first one is the reaction leading to a loss

of one of the methyl groups from the TMS group, which results in the $[\text{M}-\text{CH}_3]^+$ ion that, in many cases, is much more abundant in the mass spectrum than the molecular ion $[\text{M}]^+$ itself. The second important fragmentation pathway involves a molecular rearrangement analogous to the McLafferty rearrangement (McLafferty, 1959). In this rearrangement, a TMS group, rather than a γ -hydrogen atom, switches from one position to another within the molecule via a pseudo-ring transition state, which results in the elimination of an aldehyde from the molecule (see Fig. 5, lower part).

As a last remark, a calculation of yields could not be performed in this study. This is due to the fact that we did not have a way of precisely quantifying the number of photons at any given wavelength, nor did we know the UV absorption spectrum of our starting mixture. The exact quantification of our products was also not possible, because most of the ^{13}C -labeled standards are not commercially available and thus cannot be run in our analysis. A rough estimate can, however, be given from comparison with previous studies. Indeed, it is reasonable to assume that the electron impact cross sections in the ionization chamber of a mass spectrometer of glycolic acid and alanine are as the corresponding ion transmissions roughly equal, which means that similar amounts of glycolic acid and alanine should yield similar peak areas in a chromatogram. The peak areas of our identified products roughly correspond to 50 to 250 ppm of amino acids in previous studies. This is orders of magnitude above the detection limit of the gas chromatograph-mass spectrometer (GC-MS) system in use, which is capable of quantifying 5 ppb of an amino acid.

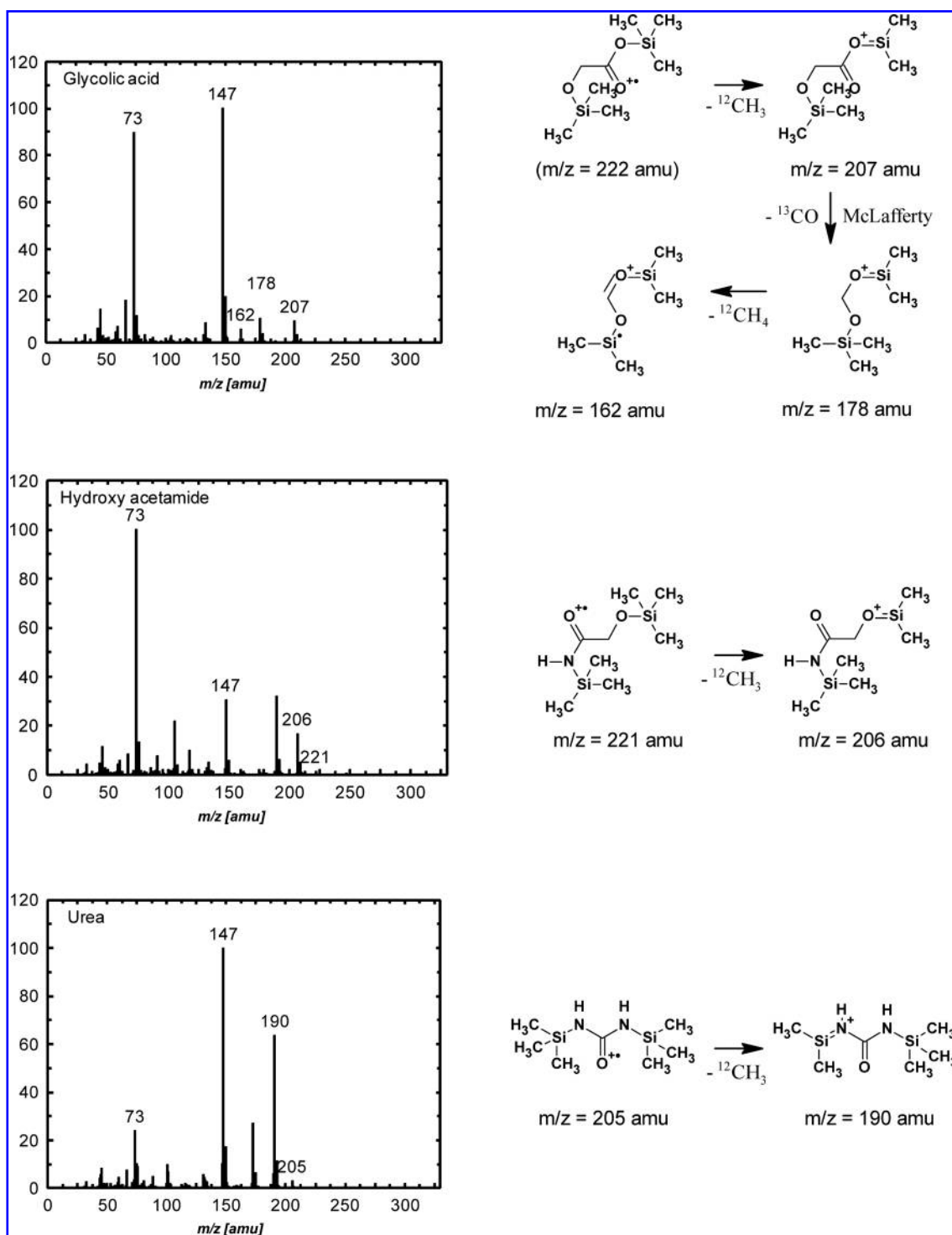


FIG. 3. Mass spectra and fragmentation pathways for the TMS derivatives of ^{13}C -glycolic acid (top panel), ^{13}C -hydroxyacetamide (middle panel), and ^{13}C -urea (bottom panel), detected in the organic residue formed from the UV irradiation of the M1 ice mixture ($^{13}\text{C}\text{H}_3\text{OH}:\text{NH}_3 = 1:1$). The fragments with $m/z = 73$ amu and $m/z = 147$ amu are independent from the identified compounds. The ordinate axis is scaled relatively to the base peak.

4. Discussion: Astronomical Considerations

Urea, glycolic acid, and glycerol are interesting from an astrobiological point of view because they may have been involved in the first steps of the prebiotic reactions that led to the emergence of life on primitive Earth between ~ 4

and ~ 3.5 billion years ago. Moreover, their presence has been reported in carbonaceous chondrites such as the Murchison meteorite (Cronin and Chang, 1993; Cooper and Cronin, 1995; Cooper *et al.*, 2001), which indicates that large quantities of these compounds must have been delivered to Earth throughout its history. Urea has been subjected to

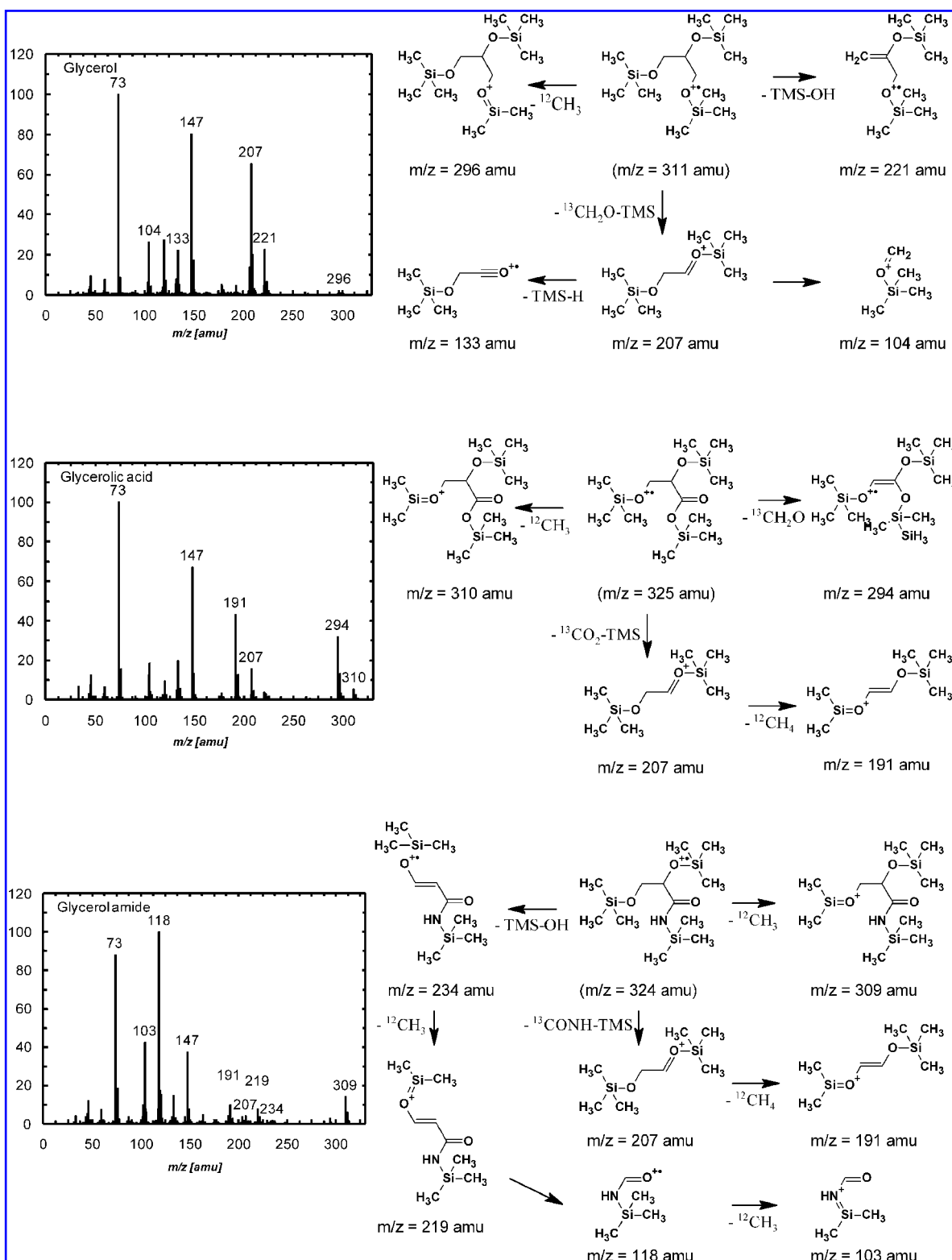


FIG. 4. Mass spectra and fragmentation pathways of the TMS derivatives of ^{13}C -glycerol (top panel), ^{13}C -glycerolic acid (middle panel), and ^{13}C -glycerol amide (bottom panel), detected in the organic residue formed from the UV irradiation of the M1 ice mixture ($^{13}CH_3OH:NH_3 = 1:1$). The ordinate axis is scaled relatively to the base peak.

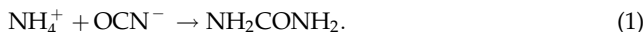
TABLE 1. RETENTION TIMES (R_t) AND CHARACTERISTIC MASS FRAGMENTS FOR THE IDENTIFIED ^{13}C -LABELED TMS DERIVATIVES

Compound	R_t (min)	Mass of fragments (amu)
Glycolic acid	5.24	73, 147 , 162, 178, 207, (222*)
Hydroxyacetamide	7.56	73 , 147, 206, 221*
Urea	8.60	73, 147 , 190, 205*
Glycerol	9.69	73 , 104, 133, 147, 207, 221, 296, (311*)
Glycerolic acid	11.07	73 , 147, 191, 207, 294, 310, (325*)
Glycerol amide	13.55	73, 103, 118 , 147, 191, 207, 219, 234, 309, (324*)

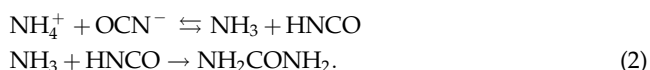
Masses in bold indicate the base peaks in the mass spectra (Figs. 3 and 4); masses marked with an asterisk indicate the molecular ion masses (no fragmentation); and masses given between parentheses do not appear in the mass spectra.

several experimental studies in the laboratory to trace its formation in the bulk of interstellar or cometary ice analogs (Bernstein *et al.*, 2002; Cottin *et al.*, 2002). It has also been tentatively detected in the solid phase in the IR source RAFGL 7009S by comparison with laboratory spectra (Rauzier *et al.*, 2004). Finally, acetamide (CH_3CONH_2), which is structurally close to urea, has recently been detected in the gas phase in Sgr B2(N) (Hollis *et al.*, 2006).

It has been suggested that urea may be a product of the reaction between ammonium (NH_4^+) and cyanate (OCN^-) ions, via a direct thermal conversion of these two species into urea, a reaction known since the early 19th century (Wöhler, 1828). This reaction is considered as the pioneer synthesis in organic chemistry because it showed for the first time that organic compounds found in living systems could also be synthesized abiotically in the laboratory:



Another pathway to form urea from NH_4^+ and OCN^- involves the acid-base equilibrium between those two species and the $\text{NH}_4^+\text{OCN}^-$ salt on the one hand, and NH_3 (ammonia) and HNCO on the other:



Even though the acid-base equilibrium is strongly oriented toward the formation of the salt, only small quantities of the formed NH_3 and HNCO are enough to be converted into urea, since this conversion is not an equilibrium but a high-yield reaction between the nucleophilic NH_3 and the electrophilic carbon of HNCO . NH_4^+ and OCN^- ions have been observed in astrophysical IR sources such as protostellar objects (Dartois *et al.*, 2002; Schutte and Khanna, 2003; Spoon *et al.*, 2003), as well as in laboratory IR spectra of ices irradiated at low temperature (Hudson *et al.*, 2001; Gerakines *et al.*, 2004). Therefore, the presence of urea in such astrophysical environments and in organic residues is very likely.

HNCO , which has also been detected in ices at low temperature in laboratory simulations (Hudson *et al.*, 2005; Chen *et al.*, 2007), can also be formed via a photochemical pathway from NH_3 and CO (carbon monoxide):

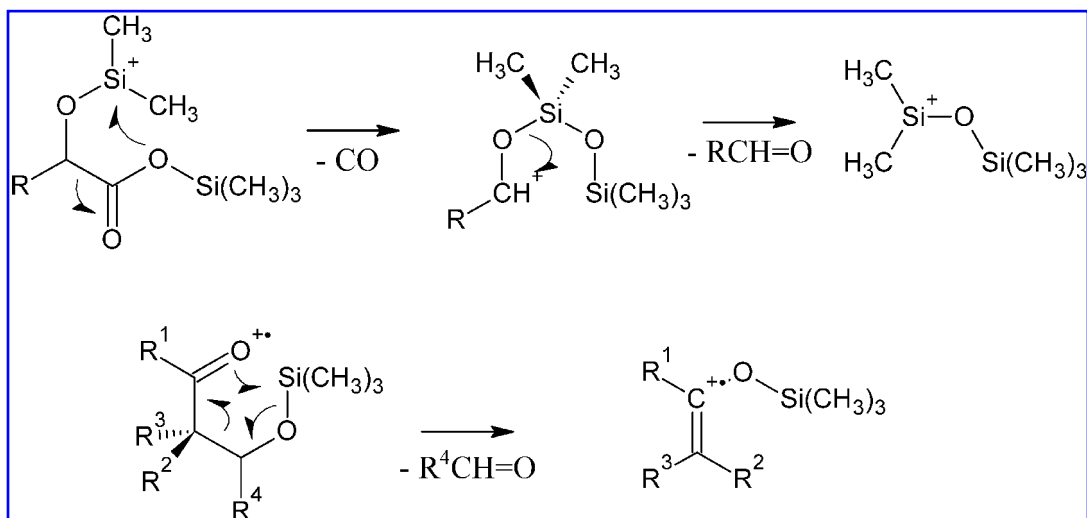
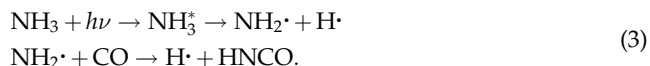
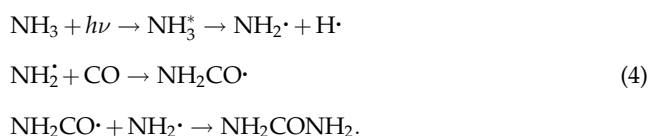


FIG. 5. Formation pathways for typical fragment ions of TMS-derivatized compounds. The upper reaction schematic shows the formation of the $m/z = 147$ amu ion, found in many mass spectra of TMS-derivatized compounds (Figs. 3 and 4). The lower reaction schematic shows an observed molecular rearrangement reaction analogous to the McLafferty rearrangement, resulting in the elimination of an aldehyde and the shifting of a TMS group.

where the asterisk (*) indicates that the molecule is in an excited electronic state, and where radicals are marked with a dot (\cdot). Under our experimental conditions, CO is a product of the photo-dehydrogenation of CH_3OH . HNCO has been detected in the ISM and around protostars in the gas phase (radio-astronomy) (Nguyen-Q-Rieu *et al.*, 1991; Zinchenko *et al.*, 2000; Minh and Irvine, 2006; Bisschop *et al.*, 2007, 2008; Martín *et al.*, 2009). It may also condense onto cold interstellar grains along with other more abundant interstellar ices such as CH_3OH (Bisschop *et al.*, 2008; Öberg *et al.*, 2009) but has not been detected in the solid phase (IR astronomy), probably because this species is very reactive even at low temperature and, therefore, unstable from a kinetic point of view.

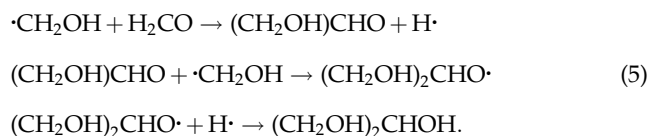
There also exists another possibility to form urea via a totally photochemical pathway, proposed by Hubbard *et al.* (1975):



This mechanism involves short-lifetime species such as highly excited molecules and radicals, whose astronomical detection is difficult because of their very low abundances.

Regarding glycolic acid, glycerol, and the other detected compounds, which are molecules consisting of 9 to 14 atoms, no mechanisms have so far been proposed in the literature for their formation, and no astronomical observations have been able to confirm their presence in the ISM, neither in the gas phase nor in the solid phase. This is most probably due to their high molecular weight (from an astrophysical point of view), which results in a low abundance for these molecules with respect to other simpler compounds present and renders their detection difficult among the large variety of organics also present in the environments where they are likely to form.

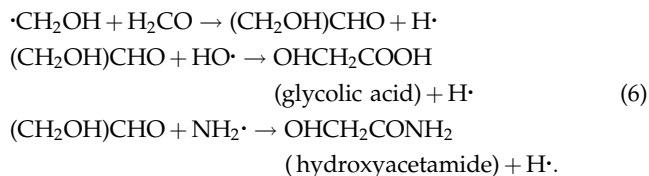
In this work, methanol was the only source of carbon, so that glycerol could have formed from reactions involving $\cdot\text{CH}_2\text{OH}$ radicals and formaldehyde (H_2CO), which are readily produced from the photolysis and the photo-dehydrogenation of CH_3OH , respectively. A possible mechanism for the formation of glycerol could thus be



Although $\cdot\text{CH}_2\text{OH}$ has not been detected in the laboratory nor in the ISM, probably because it is a very reactive species, H_2CO has been detected in the ISM (Minn and Lee, 1994; Jethava *et al.*, 2007; Blair *et al.*, 2008) and is a major compound in comets (Combes *et al.*, 1988; Mumma and Reuter, 1989; Meier *et al.*, 1993; Milam *et al.*, 2006).

This formation pathway, if viable, could also account for the formation of glycolic acid and hydroxyacetamide, via radical-radical and radical-neutral reactions starting from the

reaction between $\cdot\text{CH}_2\text{OH}$ and H_2CO , similarly to the first step of the formation of glycerol (Eq. 5), followed by a recombination with $\text{HO}\cdot$ and $\text{NH}_2\cdot$ radicals, respectively:



Hydroxyacetamide could also possibly form via the reaction of HNCO with CH_3OH (non-photochemical mechanism). Finally, the mechanisms of formation of glyceric acid and glycerol amide may follow the same pattern as shown in Eqs. 5 and 6.

One may think that the production of $\cdot\text{CH}_2\text{OH}$ radicals from CH_3OH should lead to the formation of ethylene glycol ($\text{HOCH}_2\text{CH}_2\text{OH}$), via the simple recombination of two $\cdot\text{CH}_2\text{OH}$ radicals. However, ethylene glycol was not found in our residue, although its chromatogram peak and the mass spectrum of its ^{13}C -TMS derivative were searched for. Ethylene glycol is an abundant molecule in the ISM (Hollis *et al.*, 2002) and in comets (Crovisier *et al.*, 2004; Remijan *et al.*, 2008) that would be expected to be present in our samples, since glycerol and other 3-carbon molecules were identified. Its nondetection in our residue could be due to several factors. For example, ethylene glycol may have been destroyed at a higher rate by UV photons than the rate at which it formed in the ices at low temperature during the irradiation. It may also have been involved in the formation of larger molecules, either at low temperature during the photo-irradiation or during the warm-up to room temperature. These last processes would have needed to be fast enough so that ethylene glycol did not accumulate in the ice matrix. It cannot be excluded, however, that our analysis may have been, for some unforeseen reason, blind to ethylene glycol.

The mechanisms of formation of glycolic and glyceric acids may involve formic acid (HCOOH) as an intermediate compound. Formic acid has been extensively observed in the ISM in molecular clouds and around protostars (Sutton *et al.*, 1985; Turner, 1991; Cazaux *et al.*, 2003; Bottinelli *et al.*, 2004; Remijan *et al.*, 2004), as well as in comets (Crovisier and Bockelée-Morvan, 1999).

The detection of these compounds in residues produced from the UV irradiation of ices adds to the detection of amino acids reported recently (Bernstein *et al.*, 2002; Muñoz Caro *et al.*, 2002; Nuevo *et al.*, 2007, 2008) and broadens the suite of organic molecules that can be formed under astrophysically relevant conditions, in particular interstellar/protostellar environments and comets. The results of the present study not only expand the inventory of molecules that can be formed under such conditions, but also indicate that the photochemistry of interstellar ice analogs is very rich and diverse and produces a large variety of excited species, ions, and radicals that can react and recombine to form a large variety of organics, including molecules of prebiotic and biological interests such as amino acids, sugars, probably lipids or their precursors (Dworkin *et al.*, 2001), and N-heterocycles, including nucleobases (Peeters *et al.*, 2005).

The presence of urea, glycolic acid, glycerol, and other organic compounds of prebiotic interest, however, will need to be confirmed in all extraterrestrial environments, including the ISM, comets, and meteorites. A more complete inventory of such astrophysical organics and a better understanding of their origin and formation mechanisms will allow us to draw a schematic of the evolution of organic species from the environments where they are likely to form to their delivery to telluric planets via their transfer into protoplanetary disks in forming planetary systems such as our Solar System. Further studies will also allow us to better assess the link between extraterrestrial organics and the molecules that triggered the emergence of life on the early Earth ~4 to ~3.5 billion years ago.

5. Conclusion

Three organic molecules of primary prebiotic interest—urea, glycolic acid, and glycerol—as well as three of their derivatives, namely, hydroxyacetamide, glycerolic acid, and glycerol amide, were detected in an organic residue formed from the UV irradiation of a CH₃OH:NH₃ ice mixture at low temperature, under experimental conditions that simulate astrophysical environments such as the ISM and comets. These compounds cannot be found after a (comparatively mild) hydrolysis step. Such molecules may have played a non-negligible role in the prebiotic chemistry and the emergence of life on the early Earth. Although their presence in the ISM and in Solar System cold bodies is yet to be confirmed, their detection in meteorites and in our organic residues indicates clearly that those molecules can be formed under abiotic conditions and, consequently, in various astrophysical environments before they are delivered to Earth and maybe to other planets as well. These specific organic molecules constitute primary targets for an *in situ* detection on the surface of comet Churyumov-Gerasimenko by the ROSETTA mission, which will sample the surface of the comet nucleus in 2014 with the COSAC instrument, a GC-MS device on board the lander Philae (Thiemann and Meierhenrich, 2001; Goesmann *et al.*, 2005, 2007). Such *in situ* measurements will allow us to constrain and validate possible scenarios for the formation of these molecules that have very probably taken place in the solar nebula.

Acknowledgments

M.N. and L.d'H. are grateful to the PCMI and CNES for financial support of the initial ice irradiation experiment (MICMOC). J.H.B. gratefully acknowledges financial support from the Royal Society and from the European Science Foundation under their "Archean Environmental Studies: The Habitat of Early Life" program. U.J.M. is grateful for GC-MS equipment funded by the Deutsche Forschungsgemeinschaft (DFG), Bonn, Germany.

Author Disclosure Statement

No competing financial interests exist.

Abbreviations

BSTFA, *N,O*-bis(trimethylsilyl)trifluoroacetamide; GC, gas chromatograph; ISM, interstellar medium; MS, mass spectrometer; TMS, trimethylsilyl.

References

- Abe, I., Fujimoto, N., Nishiyama, T., Terada, K., and Nakahara, T. (1996) Rapid analysis of amino acid enantiomers by chiral-phase capillary gas chromatography. *J. Chromatogr. A* 722:221–227.
- Agarwal, V.K., Schutte, W., Greenberg, J.M., Ferris, J.P., Briggs, R., Connor, S., van de Bult, C.P.E.M., and Baas, F. (1985) Photochemical reactions in interstellar grains—photolysis of CO, NH₃ and H₂O. *Orig. Life* 16:21–40.
- Belloche, A., Menten, K.M., Comito, C., Müller, H.S.P., Schilke, P., Ott, J., Thorwirth, S., and Hieret, C. (2008) Detection of amino acetonitrile in Sgr B2(N). *Astron. Astrophys.* 482:179–196.
- Bernstein, M.P., Sandford, S.A., Allamandola, L.J., Chang, S., and Scharberg, M.A. (1995) Organic compounds produced by photolysis of realistic interstellar and cometary ice analogs containing methanol. *Astrophys. J.* 454:327–344.
- Bernstein, M.P., Dworkin, J.P., Sandford, S.A., Cooper, G.W., and Allamandola, L.J. (2002) Racemic amino acids from the ultraviolet photolysis of interstellar ice analogues. *Nature* 416:401–403.
- Bisschop, S.E., Jørgensen, J.K., van Dishoeck, E.F., and de Wachter, E.B.M. (2007) Testing grain-surface chemistry in massive hot-core regions. *Astron. Astrophys.* 465:913–929.
- Bisschop, S.E., Jørgensen, J.K., Bourke, T.L., Bottinelli, S., and van Dishoeck, E.F. (2008) An interferometric study of the low-mass protostar IRAS 16293-2422: small scale organic chemistry. *Astron. Astrophys.* 488:959–968.
- Biver, N., Bockelée-Morvan, D., Crovisier, J., Colom, P., Henry, F., Moreno, R., Paubert, G., Despois, D., and Lis, D.C. (2002) Chemical composition diversity among 24 comets observed at radio wavelengths. *Earth Moon Planets* 90:323–333.
- Blair, S.K., Magnani, L., Brand, J., and Wouterloot, J.G.A. (2008) Formaldehyde in the far outer Galaxy: constraining the outer boundary of the galactic habitable zone. *Astrobiology* 8:59–73.
- Bockelée-Morvan, D., Lis, D.C., Wink, J.E., Despois, D., Crovisier, J., Bachiller, R., Benford, D.J., Biver, N., Colom, P., Davies, J.K., Gérard, E., Germain, B., Houde, M., Mehringer, D., Moreno, R., Paubert, G., Phillips, T.G., and Rauer, H. (2000) New molecules found in comet C/1995 O1 (Hale-Bopp). Investigating the link between cometary and interstellar material. *Astron. Astrophys.* 353:1101–1114.
- Bottinelli, S., Ceccarelli, C., Neri, R., Williams, J.P., Caux, E., Cazaux, S., Lefloch, B., Maret, S., and Tielens, A.G.G.M. (2004) Near-arcsecond resolution observations of the hot corino of the solar-type protostar IRAS 16293-2422. *Astrophys. J.* 617: L69–L72.
- Boyer, R.F. (1999) *Concepts in Biochemistry*, Brooks/Cole Publishing Company, Pacific Grove, CA.
- Briggs, M.H. and Mamikunian, G. (1963) Organic constituents of the carbonaceous chondrites. *Space Sci. Rev.* 1:647–682.
- Briggs, R., Ertem, G., Ferris, J.P., Greenberg, J.M., McCain, P.J., Mendoza-Gomez, C.X., and Schutte, W. (1992) Comet Halley as an aggregate of interstellar dust and further evidence for the photochemical formation of organics in the interstellar medium. *Orig. Life Evol. Biosph.* 22:287–307.
- Cazaux, S., Tielens, A.G.G.M., Ceccarelli, C., Castets, A., Wakelam, V., Caux, E., Parise, B., and Teyssier, D. (2003) The hot core around the low-mass protostar IRAS 16293-2422: scoundrels rule! *Astrophys. J.* 593:L51–L55.
- Chen, Y.-J., Nuevo, M., Hsieh, J.-M., Yih, T.-S., Sun, W.-H., Ip, W.-H., Fung, H.-S., Chiang, S.-Y., Lee, Y.-Y., Chen, J.-M., and Wu, C.-Y.R. (2007) Carbamic acid produced by the UV/EUV

- irradiation of interstellar ice analogs. *Astron. Astrophys.* 464:253–257.
- Chyba, C.F. and Sagan, C. (1992) Endogenous production, exogenous delivery, and impact-shock synthesis of organic molecules: an inventory for the origins of life. *Nature* 355:125–132.
- Combes, M., Crovisier, J., Encrenaz, T., Moroz, V.I., and Bibring, J.-P. (1988) The 2.5–12 micron spectrum of Comet Halley from the IKS-VEGA experiment. *Icarus* 76:404–436.
- Cooper, G.W. and Cronin, J.R. (1995) Linear and cyclic aliphatic carboxamides of the Murchison meteorite: hydrolyzable derivatives of amino acids and other carboxylic acids. *Geochim. Cosmochim. Acta* 59:1003–1015.
- Cooper, G., Kimmich, N., Belisle, W., Sarinana, J., Brabham, K., and Garrel, L. (2001) Carbonaceous meteorites as a source of sugar-related organic compounds for the early Earth. *Nature* 414:879–883.
- Cottin, H., Lowenthal, M., Khanna, R., Hudson, R., and Moore, M. (2002) The stability of the cyanate ion and production of urea in interstellar and cometary ices [abstract E.766]. In 34th COSPAR Scientific Assembly, The Second World Space Congress, Committee on Space Research, Paris.
- Cronin, J.R. (1976) Acid-labile amino acid precursors in the Murchison meteorite. II. A search for peptides and amino acyl amides. *Orig. Life* 7:343–348.
- Cronin, J.R. and Chang, S. (1993) *Chemistry of Life's Origins*, edited by J.M. Greenberg, V. Pirronello, and C. Mendoza-Gómez, Kluwer, Dordrecht, the Netherlands, pp 209–258.
- Cronin, J.R. and Pizzarello, S. (1997) Enantiomeric excesses in meteoritic amino acids. *Science* 275:951–955.
- Cronin, J.R. and Pizzarello, S. (1999) Amino acid enantiomer excesses in meteorites: origin and significance. *Adv. Space Res.* 23:293–299.
- Crovisier, J. and Bockelée-Morvan, D. (1999) Remote observations of the composition of cometary volatiles. *Space Sci. Rev.* 90:19–32.
- Crovisier, J., Bockelée-Morvan, D., Biver, N., Colom, P., Despois, D., and Lis, D.C. (2004) Ethylene glycol in comet C/1995 O1 (Hale-Bopp). *Astron. Astrophys.* 418:L35–L38.
- Dartois, E. (2005) The ice survey opportunity of ISO. *Space Sci. Rev.* 119:293–310.
- Dartois, E., d'Hendecourt, L., Thi, W., Pontoppidan, K.M., and van Dishoeck, E.F. (2002) Combined VLT ISAAC/ISO SWS spectroscopy of two protostellar sources. The importance of minor solid state features. *Astron. Astrophys.* 394:1057–1068.
- Dworkin, J.P., Deamer, D.W., Sandford, S.A., and Allamandola, L.J. (2001) Self-assembling amphiphilic molecules: synthesis in simulated interstellar/precometary ices. *Proc. Natl. Acad. Sci. U.S.A.* 98:815–819.
- Engel, M.H. and Macko, S.A. (1997) Isotopic evidence for extraterrestrial non-racemic amino acids in the Murchison meteorite. *Nature* 389:265–268.
- Gerakines, P.A., Moore, M.H., and Hudson, R.L. (2001) Energetic processing of laboratory ice analogs: UV photolysis versus ion bombardment. *J. Geophys. Res.* 106:33381–33386.
- Gerakines, P.A., Moore, M.H., and Hudson, R.L. (2004) Ultraviolet photolysis and proton irradiation of astrophysical ice analogs containing hydrogen cyanide. *Icarus* 170:202–213.
- Gibb, E.L., Whittet, D.C.B., Boogert, A.C.A., and Tielens, A.G.G.M. (2004) Interstellar ice: the Infrared Space Observatory legacy. *Astrophys. J. Suppl. Ser.* 151:35–73.
- Goesmann, F., Rosenbauer, H., Roll, R., and Bönhardt, H. (2005) COSAC onboard Rosetta: a bioastronomy experiment for the short-period comet 67P/Churyumov-Gerasimenko. *Astrobiology* 5:622–631.
- Goesmann, F., Rosenbauer, H., Roll, R., Szopa, C., Raulin, F., Sternberg, R., Israel, G., Meierhenrich, U., Thiemann, W., and Muñoz Caro, G. (2007) COSAC, the cometary sampling and composition experiment on Philae. *Space Sci. Rev.* 128:257–280.
- Hollis, J.M., Lovas, F.J., Jewell, P.R., and Couderc, L.H. (2002) Interstellar antifreeze: ethylene glycol. *Astrophys. J.* 571:L59–L62.
- Hollis, J.M., Lovas, F.J., Remijan, A.R., Jewell, P.R., Ilyushin, V.V., and Kleiner, I. (2006) Detection of acetamide (CH₃CONH₂): the largest interstellar molecule with a peptide bond. *Astrophys. J.* 643:L25–L28.
- Huang, Z.-H., Wang, J., Gage, D.A., Watson, J.T., Sweeley, C.C., and Hušek, P. (1993) Characterization of *N*-ethoxycarbonyl ethyl esters of amino acids by mass spectrometry. *J. Chromatogr. A* 635:271–281.
- Hubbard, J.S., Voeks, G.E., Hobby, G.L., Ferris, J.P., Williams, E.A., and Nicodem, D.E. (1975) Ultraviolet-gas phase and photocatalytic synthesis from CO and NH₃. *J. Mol. Evol.* 5:223–241.
- Hudson, R.L., Moore, M.H., and Gerakines, P.A. (2001) The formation of cyanate ion (OCN⁻) in interstellar ice analogs. *Astrophys. J.* 550:1140–1150.
- Hudson, R.L., Khanna, R.K., and Moore, M.H. (2005) Laboratory evidence for solid-phase protonation of HNCO in interstellar ices. *Astrophys. J. Suppl. Ser.* 159:277–281.
- Hudson, R.L., Moore, M.H., Dworkin, J.P., Martin, M.P., and Pozun, Z.D. (2008) Amino acids from ion-irradiated nitrile-containing ices. *Astrobiology* 8:771–779.
- Jethava, N., Henkel, C., Menten, K.M., Carilli, C.L., and Reid, M.J. (2007) Redshifted formaldehyde from the gravitational lens B0218 + 357. *Astron. Astrophys.* 472:435–442.
- Kuan, Y.-J., Charnley, S.B., Huang, H.-C., Tseng, W.-L., and Kisiel, Z. (2003) Interstellar glycine. *Astrophys. J.* 593:848–867.
- Martín, S., Martín-Pintado, J., and Mauersberger, R. (2009) HNCO abundances in galaxies: tracing the evolutionary state of starbursts. *Astrophys. J.* 694:610–617.
- Martins, Z., Botta, O., Fogel, M.L., Sephton, M.A., Glavin, D.P., Watson, J.S., Dworkin, J.P., Schwartz, A.W., and Ehrenfreund, P. (2008) Extraterrestrial nucleobases in the Murchison meteorite. *Earth Planet. Sci. Lett.* 270:130–136.
- Matrajt, G., Pizzarello, S., Taylor, S., and Brownlee, D. (2004) Concentration and variability of the AIB amino acid in polar micrometeorites: implications for the exogenous delivery of amino acids to the primitive Earth. *Meteorit. Planet. Sci.* 39:1849–1858.
- Maurette, M. (1998) Carbonaceous micrometeorites and the origin of life. *Orig. Life Evol. Biosph.* 28:385–412.
- McLafferty, F.W. (1959) Mass spectrometric analysis. Molecular rearrangements. *Anal. Chem.* 31:82–87.
- Meier, R., Eberhardt, P., Krankowsky, D., and Hodges, R.R. (1993) The extended formaldehyde source in comet P/Halley. *Astron. Astrophys.* 277:677–690.
- Milam, S.N., Remijan, A.J., Womack, M., Abrell, L., Ziurys, L.M., Wyckoff, S., Apponi, A.J., Friedel, D.N., Snyder, L.E., Veal, J.M., Palmer, P., Woodney, L.M., A'Hearn, M.F., Foster, J.R., Wright, M.C.H., de Pater, I., Choi, S., and Desmundo, M. (2006) Formaldehyde in comets C/1995 O1 (Hale-Bopp), C/2002 T7 (LINEAR), and C/2001 Q4 (NEAT): investigating the cometary origin of H₂CO. *Astrophys. J.* 649:1169–1177.

- Minh, Y.C. and Irvine, W.M. (2006) The HNCO ring in the Sgr B2 region. *New Astronomy* 11:594–599.
- Minn, Y.K. and Lee, Y.B. (1994) Distribution and kinematics of formaldehyde in dark clouds in M17 and NGC 2024. *J. Korean Astron. Soc.* 27:31–44.
- Mita, H., Nomoto, S., Terasaki, M., Shimoyama, A., and Yamamoto, Y. (2005) Prebiotic formation of polyamino acids in molten urea. *Intl. J. Astrobiology* 4:145–154.
- Mumma, M.J. and Reuter, D.C. (1989) On the identification of formaldehyde in Halley's comet. *Astrophys. J.* 344:940–948.
- Muñoz Caro, G.M. and Schutte, W.A. (2003) UV-photoprocessing of interstellar ice analogs: new infrared spectroscopic results. *Astron. Astrophys.* 412:121–132.
- Muñoz Caro, G.M., Meierhenrich, U.J., Schutte, W.A., Barbier, B., Arcones, S.A., Rosenbauer, H., Thiemann, W.H.-P., Brack, A., and Greenberg, J.M. (2002) Amino acids from ultraviolet irradiation of interstellar ice analogues. *Nature* 416:403–406.
- Muñoz Caro, G.M., Matrajt, G., Dartois, E., Nuevo, M., d'Hendecourt, L., Deboffle, D., Montagnac, G., Chauvin, N., Boukari, C., and Le Du, D. (2006) Nature and evolution of the dominant carbonaceous matter in interplanetary dust particles: effects of irradiation and identification with a type of amorphous carbon. *Astron. Astrophys.* 459:147–159.
- Muñoz Caro, G.M., Dartois, E., and Nakamura-Messenger, K. (2008) Characterization of the carbon component in cometary Stardust samples by means of infrared and Raman spectroscopy. *Astron. Astrophys.* 485:743–751.
- Nagayama, M., Takaoka, O., Inomata, K., and Yamagata, Y. (1990) Diketopiperazine-mediated peptide formation in aqueous solution. *Orig. Life Evol. Biosph.* 20:249–257.
- Nguyen-Q-Rieu, Henkel, C., Jackson, J.M., and Mauersberger, R. (1991) Detection of HNCO in external galaxies. *Astron. Astrophys.* 241:L33–L36.
- Nuevo, M., Meierhenrich, U.J., d'Hendecourt, L., Muñoz Caro, G.M., Dartois, E., Deboffle, D., Thiemann, W.H.-P., Bredehöft, J.H., and Nahon, L. (2007) Enantiomeric separation of complex organic molecules produced from irradiation of interstellar/circumstellar ice analogs. *Adv. Space Res.* 39:400–404.
- Nuevo, M., Auger, G., Blanot, D., and d'Hendecourt, L. (2008) A detailed study of the amino acids produced from the vacuum UV irradiation of interstellar ice analogs. *Orig. Life Evol. Biosph.* 38:37–56.
- Öberg, K.I., Bottinelli, S., and van Dishoeck, E.F. (2009) Cold gas as an ice diagnostic toward low mass protostars. *Astron. Astrophys.* 494:L13–L16.
- Oró, J. (1961) Comets and the formation of biochemical compounds on the primitive Earth. *Nature* 190:389–390.
- Peeters, Z., Botta, O., Charnley, S.B., Kisiel, Z., Kuan, Y.-J., and Ehrenfreund, P. (2005) Formation and photostability of *N*-heterocycles in space. I. The effect of nitrogen on the photostability of small aromatic molecules. *Astron. Astrophys.* 433:583–590.
- Pizzarello, S. (2004) Chemical evolution and meteorites: an update. *Orig. Life Evol. Biosph.* 34:25–34.
- Prasad, S.S. and Tarafdar, S.P. (1983) UV irradiation field inside dense clouds: its possible existence and chemical implications. *Astrophys. J.* 267:603–609.
- Raunier, S., Chiavassa, T., Duvernay, F., Borget, F., Aycard, J.P., Dartois, E., and d'Hendecourt, L. (2004) Tentative identification of urea and formamide in ISO-SWS infrared spectra of interstellar ices. *Astron. Astrophys.* 416:165–169.
- Remijan, A., Shiao, Y.-S., Friedel, D.N., Meier, D.S., and Snyder, L.E. (2004) A survey of large molecules of biological interest toward selected high-mass star-forming regions. *Astrophys. J.* 617:384–398.
- Remijan, A.J., Milam, S.N., Womack, M., Apponi, A.J., Ziurys, L.M., Wyckoff, S., A'Hearn, M.F., de Pater, I., Forster, J.R., Friedel, D.N., Palmer, P., Snyder, L.E., Veal, J.M., Woodney, L.M., and Wright, M.C.H. (2008) The distribution, excitation, and formation of cometary molecules: methanol, methyl cyanide, and ethylene glycol. *Astrophys. J.* 689:613–621.
- Sakurai, M. and Yanagawa, H. (1984) Prebiotic synthesis of amino acids from formaldehyde and hydroxylamine in a modified sea medium. *Orig. Life* 14:171–176.
- Sandford, S.A., Aléon, J., Alexander, C.M.O'D., Araki, T., Bajt, S., Baratta, G.A., Borg, J., Bradley, J.P., Brownlee, D.E., Brucato, J.R., Burchell, M.J., Busemann, H., Butterworth, A., Clemett, S.J., Cody, G., Colangeli, L., Cooper, G., d'Hendecourt, L., Djouadi, Z., Dworkin, J.P., Ferrini, G., Fleckenstein, H., Flynn, G.J., Franchi, I.A., Fries, M., Gilles, M.K., Glavin, D.P., Gounelle, M., Grossemy, F., Jacobsen, C., Keller, L.P., Kilcoyne, A.L.D., Leitner, J., Matrajt, G., Meibom, A., Mennella, V., Mostefaoui, S., Nittler, L.R., Palumbo, M.E., Papanastassiou, D.A., Robert, F., Rotundi, A., Snead, C.J., Spencer, M.K., Stadermann, F.J., Steele, A., Stephan, T., Tsou, P., Tyliszczak, T., Westphal, A.J., Wirick, S., Wopenka, B., Yabuta, H., Zare, R.N., and Zolensky, M.E. (2006) Organics captured from comet 81P/Wild 2 by the Stardust spacecraft. *Science* 314:1720–1724.
- Schutte, W.A. and Khanna, R.K. (2003) Origin of the 6.85 μm band near young stellar objects: the ammonium ion (NH_4^+) revisited. *Astron. Astrophys.* 398:1049–1062.
- Snow, T.P. and Bierbaum, V.M. (2008) Ion chemistry in the interstellar medium. *Annu. Rev. Anal. Chem.* 1:229–259.
- Snyder, L.E., Lovas, F.J., Hollis, J.M., Friedel, D.N., Jewell, P.R., Remijan, A., Ilyushin, V.V., Alekseev, E.A., and Dyubko, S.F. (2005) A rigorous attempt to verify interstellar glycine. *Astrophys. J.* 619:914–930.
- Spoon, H.W.W., Moorwood, A.F.M., Pontoppidan, K.M., Cami, J., Kregel, M., Lutz, D., and Tielens, A.G.G.M. (2003) Detection of strongly processed ice in the central starburst of NGC 4945. *Astron. Astrophys.* 402:499–507.
- Sutton, E.C., Blake, G.A., Masson, C.R., and Phillips, T.G. (1985) Molecular line survey of Orion A from 215 to 247 GHz. *Astrophys. J. Suppl. Ser.* 58:341–378.
- Thiemann, W.H.-P. and Meierhenrich, U. (2001) ESA mission ROSETTA will probe for chirality of cometary amino acids. *Orig. Life Evol. Biosph.* 31:199–210.
- Turner, B.E. (1991) A molecular line survey of Sagittarius B2 and Orion-KL from 70 to 115 GHz. II—Analysis of the data. *Astrophys. J. Suppl. Ser.* 76:617–686.
- Vouros, P. (1980) Chemical derivatization in gas chromatography–mass spectrometry. In *Mass Spectrometry Part B*, edited by C. Merritt and C.N. McEwen, Marcel Dekker, Inc. New York, pp 129–251.
- Wöhler, F. (1828) Über künstliche Bildung des Harnstoffs. *Annalen der Physik und Chemie* 12:253–256.
- Yaar, M. and Gilchrist, B.A. (2007) Photoageing: mechanism, prevention and therapy. *Brit. J. Dermatol.* 157:874–887.
- Zinchenko, I., Henkel, C., and Mao, R.Q. (2000) HNCO in massive galactic dense cores. *Astron. Astrophys.* 361:1079–1094.

Address correspondence to:
Michel Nuevo
NASA Ames Research Center
Space Science Division
Mail Stop 245-6
Moffett Field, CA 94035
USA

E-mail: michel.nuevo-1@nasa.gov

Jan Hendrik Bredehöft
Universität Bremen
FB02
Institut für Angewandte und Physikalische Chemie
Leobener Str. NW2
D-28359 Bremen
Germany

E-mail: thoralf@uni-bremen.de

Submitted 18 March 2009
Accepted 4 February 2010

This article has been cited by:

1. M. Sanz-Novo, A. Belloche, J. L. Alonso, L. Kolesníková, R. T. Garrod, S. Mata, H. S. P. Müller, K. M. Menten, Y. Gong. 2020. Interstellar glycolamide: A comprehensive rotational study and an astronomical search in Sgr B2(N). *Astronomy & Astrophysics* **639**, A135. [[Crossref](#)]
2. Scott A. Sandford, Michel Nuevo, Partha P. Bera, Timothy J. Lee. 2020. Prebiotic Astrochemistry and the Formation of Molecules of Astrobiological Interest in Interstellar Clouds and Protostellar Disks. *Chemical Reviews* **120**:11, 4616-4659. [[Crossref](#)]
3. Zita Martins, Queenie Hoi Shan Chan, Lydie Bonal, Ashley King, Hikaru Yabuta. 2020. Organic Matter in the Solar System—Implications for Future on-Site and Sample Return Missions. *Space Science Reviews* **216**:4. . [[Crossref](#)]
4. Christopher K. Materese, Michel Nuevo, Scott A. Sandford, Partha P. Bera, Timothy J. Lee. 2020. The Production and Potential Detection of Hexamethylenetetramine-Methanol in Space. *Astrobiology* **20**:5, 601-616. [[Abstract](#)] [[Full Text](#)] [[PDF](#)] [[PDF Plus](#)]
5. Cheng Zhu, Andrew M. Turner, Cornelia Meinert, Ralf I. Kaiser. 2020. On the Production of Polyols and Hydroxycarboxylic Acids in Interstellar Analogous Ices of Methanol. *The Astrophysical Journal* **889**:2, 134. [[Crossref](#)]
6. . Bibliography 137-248. [[Crossref](#)]
7. Cristina Mompeán, Margarita R. Marín-Yaseli, Patricia Espigares, Elena González-Toril, María-Paz Zorzano, Marta Ruiz-Bermejo. 2019. Prebiotic chemistry in neutral/reduced-alkaline gas-liquid interfaces. *Scientific Reports* **9**:1. . [[Crossref](#)]
8. Sarabjeet Kaur, Purshotam Sharma. 2019. Cyanoacetaldehyde as a building block for prebiotic formation of pyrimidines. *International Journal of Quantum Chemistry* **119**:22. . [[Crossref](#)]
9. Partha P. Bera, Scott A. Sandford, Timothy J. Lee, Michel Nuevo. 2019. The Calculated Infrared Spectra of Functionalized Hexamethylenetetramine (HMT) Molecules. *The Astrophysical Journal* **884**:1, 64. [[Crossref](#)]
10. A. Belloche, R. T. Garrod, H. S. P. Müller, K. M. Menten, I. Medvedev, J. Thomas, Z. Kisiel. 2019. Re-exploring Molecular Complexity with ALMA (ReMoCA): interstellar detection of urea. *Astronomy & Astrophysics* **628**, A10. [[Crossref](#)]
11. Nieves Lavado, Juan García de la Concepción, Mario Gallego, Reyes Babiano, Pedro Cintas. 2019. From prebiotic chemistry to supramolecular oligomers: urea-glyoxal reactions. *Organic & Biomolecular Chemistry* **17**:23, 5826-5838. [[Crossref](#)]
12. Alexey Potapov, Patrice Theulé, Cornelia Jäger, Thomas Henning. 2019. Evidence of Surface Catalytic Effect on Cosmic Dust Grain Analogs: The Ammonia and Carbon Dioxide Surface Reaction. *The Astrophysical Journal* **878**:1, L20. [[Crossref](#)]
13. Prudence C. J. Ada Bibang, Aditya N. Agnihotri, Basile Augé, Philippe Boduch, Charles Desfrancois, Alicja Domaracka, Frédéric Lecomte, Bruno Manil, Rafael Martinez, Gabriel S. V. Muniz, Nicolas Nieuwjaer, Hermann Rothard. 2019. Ion radiation in icy space environments: Synthesis and radioresistance of complex organic molecules. *Low Temperature Physics* **45**:6, 590-597. [[Crossref](#)]
14. Michel Nuevo, George Cooper, Scott A. Sandford. 2018. Deoxyribose and deoxysugar derivatives from photoprocessed astrophysical ice analogues and comparison to meteorites. *Nature Communications* **9**:1. . [[Crossref](#)]
15. P. Modica, Z. Martins, C. Meinert, B. Zanda, L. L. S. d'Hendecourt. 2018. The Amino Acid Distribution in Laboratory Analogs of Extraterrestrial Organic Matter: A Comparison to CM Chondrites. *The Astrophysical Journal* **865**:1, 41. [[Crossref](#)]
16. George Cooper, Andro Rios, Michel Nuevo. 2018. Monosaccharides and Their Derivatives in Carbonaceous Meteorites: A Scenario for Their Synthesis and Onset of Enantiomeric Excesses. *Life* **8**:3, 36. [[Crossref](#)]
17. David V. Bekaert, Sylvie Derenne, Laurent Tissandier, Yves Marrocchi, Sebastien Charnoz, Christelle Anquetil, Bernard Marty. 2018. High-temperature Ionization-induced Synthesis of Biologically Relevant Molecules in the Protosolar Nebula. *The Astrophysical Journal* **859**:2, 142. [[Crossref](#)]
18. V. Kofman, M. J. A. Witlox, J. Bouwman, I. L. ten Kate, H. Linnartz. 2018. A multifunctional setup to record FTIR and UV-vis spectra of organic molecules and their photoproducts in astronomical ices. *Review of Scientific Instruments* **89**:5, 053111. [[Crossref](#)]
19. César Menor-Salván. From the Dawn of Organic Chemistry to Astrobiology: Urea as a Foundational Component in the Origin of Nucleobases and Nucleotides 85-142. [[Crossref](#)]
20. Bernard Ollivier, Nina Zeyen, Gregoire Gales, Keyron Hickman-Lewis, Frédéric Gaboyer, Karim Benzerara, Frances Westall. Importance of Prokaryotes in the Functioning and Evolution of the Present and Past Geosphere and Biosphere 57-129. [[Crossref](#)]
21. Hermann Rothard, Alicja Domaracka, Philippe Boduch, Maria Elisabetta Palumbo, Giovanni Strazzulla, Enio F da Silveira, Emmanuel Dartois. 2017. Modification of ices by cosmic rays and solar wind. *Journal of Physics B: Atomic, Molecular and Optical Physics* **50**:6, 062001. [[Crossref](#)]
22. Iuliia Myrgorodska, Cornelia Meinert, Søren V. Hoffmann, Nykola C. Jones, Laurent Nahon, Uwe J. Meierhenrich. 2017. Light on Chirality: Absolute Asymmetric Formation of Chiral Molecules Relevant in Prebiotic Evolution. *ChemPlusChem* **82**:1, 74-87. [[Crossref](#)]

23. Murthy S. Gudipati, Ninette Abou Mrad, Jürgen Blum, Steven B. Charnley, Thierry Chiavassa, Martin A. Cordiner, Olivier Mousis, Grégoire Danger, Fabrice Duvernay, Bastian Gundlach, Paul Hartogh, Ulysse Marboeuf, Irakli Simonia, Tsitsino Simonia, Patrice Theulé, Rui Yang. Laboratory Studies Towards Understanding Comets 101-150. [[Crossref](#)]
24. Quanli Gu, Dan Shen, Zhen Tang, Wei Wu, Peifeng Su, Yong Xia, Zhijun Yang, Carl O. Trindle. 2017. Dissection of H-bonding interactions in a glycolic acid–water dimer. *Physical Chemistry Chemical Physics* **19**:22, 14238-14247. [[Crossref](#)]
25. Quanli Gu, Peifeng Su, Yong Xia, Zhijun Yang, Carl O. Trindle, Joseph L. Knee. 2017. Quantitative probing of subtle interactions among H-bonds in alpha hydroxy carboxylic acid complexes. *Physical Chemistry Chemical Physics* **19**:36, 24399-24411. [[Crossref](#)]
26. Iuliia Myrgorodska, Thomas Javelle, Cornelia Meinert, Uwe J. Meierhenrich. 2016. Enantioselective Gas Chromatography in Search of the Origin of Biomolecular Asymmetry in Outer Space. *Israel Journal of Chemistry* **56**:11-12, 1016-1026. [[Crossref](#)]
27. Karin I. Öberg. 2016. Photochemistry and Astrochemistry: Photochemical Pathways to Interstellar Complex Organic Molecules. *Chemical Reviews* **116**:17, 9631-9663. [[Crossref](#)]
28. Partha P. Bera, Michel Nuevo, Christopher K. Materese, Scott A. Sandford, Timothy J. Lee. 2016. Mechanisms for the formation of thymine under astrophysical conditions and implications for the origin of life. *The Journal of Chemical Physics* **144**:14, 144308. [[Crossref](#)]
29. Marko Förstel, Pavlo Maksyutenko, Brant M. Jones, Bing J. Sun, Huan C. Lee, Agnes H. H. Chang, Ralf I. Kaiser. 2016. ON THE FORMATION OF AMIDE POLYMERS VIA CARBONYL–AMINO GROUP LINKAGES IN ENERGETICALLY PROCESSED ICES OF ASTROPHYSICAL RELEVANCE. *The Astrophysical Journal* **820**:2, 117. [[Crossref](#)]
30. Nieves Lavado, Martín Ávalos, Reyes Babiano, Pedro Cintas, Mark E. Light, José Luis Jiménez, Juan C. Palacios. 2016. On the Plausibility of Pseudosugar Formation in Cometary Ices and Oxygen-rich Tholins. *Origins of Life and Evolution of Biospheres* **46**:1, 31-49. [[Crossref](#)]
31. M. Förstel, P. Maksyutenko, B. M. Jones, B.-J. Sun, A. H. H. Chang, R. I. Kaiser. 2016. Synthesis of urea in cometary model ices and implications for Comet 67P/Churyumov–Gerasimenko. *Chemical Communications* **52**:4, 741-744. [[Crossref](#)]
32. Ashley A. Beckstead, Yuyuan Zhang, Mattanjah S. de Vries, Bern Kohler. 2016. Life in the light: nucleic acid photoproperties as a legacy of chemical evolution. *Physical Chemistry Chemical Physics* **18**:35, 24228-24238. [[Crossref](#)]
33. Grant G. Langlois, Wenxin Li, K. D. Gibson, S. J. Sibener. 2015. Capture of Hyperthermal CO₂ by Amorphous Water Ice via Molecular Embedding. *The Journal of Physical Chemistry A* **119**:50, 12238-12244. [[Crossref](#)]
34. Murthy S. Gudipati, Ninette Abou Mrad, Jürgen Blum, Steven B. Charnley, Thierry Chiavassa, Martin A. Cordiner, Olivier Mousis, Grégoire Danger, Fabrice Duvernay, Bastian Gundlach, Paul Hartogh, Ulysse Marboeuf, Irakli Simonia, Tsitsino Simonia, Patrice Theulé, Rui Yang. 2015. Laboratory Studies Towards Understanding Comets. *Space Science Reviews* **197**:1-4, 101-150. [[Crossref](#)]
35. Pierre de Marcellus, Cornelia Meinert, Iuliia Myrgorodska, Laurent Nahon, Thomas Buhse, Louis Le Sergeant d'Hendecourt, Uwe J. Meierhenrich. 2015. Aldehydes and sugars from evolved precometary ice analogs: Importance of ices in astrochemical and prebiotic evolution. *Proceedings of the National Academy of Sciences* **112**:4, 965-970. [[Crossref](#)]
36. Iuliia Myrgorodska, Cornelia Meinert, Zita Martins, Louis Le Sergeant d'Hendecourt, Uwe J. Meierhenrich. 2015. Molekülchiralität in Meteoriten und interstellarem Eis und das Chiralitätsexperiment an Bord der Kometenmission Rosetta der ESA. *Angewandte Chemie* **127**:5, 1420-1430. [[Crossref](#)]
37. Iuliia Myrgorodska, Cornelia Meinert, Zita Martins, Louis Le Sergeant d'Hendecourt, Uwe J. Meierhenrich. 2015. Molecular Chirality in Meteorites and Interstellar Ices, and the Chirality Experiment on Board the ESA Cometary Rosetta Mission. *Angewandte Chemie International Edition* **54**:5, 1402-1412. [[Crossref](#)]
38. Ralf I. Kaiser, Surajit Maity, Brant M. Jones. 2015. Synthesis of Prebiotic Glycerol in Interstellar Ices. *Angewandte Chemie* **127**:1, 197-202. [[Crossref](#)]
39. Ralf I. Kaiser, Surajit Maity, Brant M. Jones. 2015. Synthesis of Prebiotic Glycerol in Interstellar Ices. *Angewandte Chemie International Edition* **54**:1, 195-200. [[Crossref](#)]
40. . Astrochemistry: Water and Organic Molecules in Comets 133-162. [[Crossref](#)]
41. . Rosetta's Rendezvous with the Comet 233-292. [[Crossref](#)]
42. R. Martinez, V. Bordalo, E. F. da Silveira, H. M. Bochat-Roberthy. 2014. Production of NH₄⁺ and OCN⁻ ions by the interaction of heavy-ion cosmic rays with CO–NH₃ interstellar ice. *Monthly Notices of the Royal Astronomical Society* **444**:4, 3317-3327. [[Crossref](#)]
43. F. Goesmann, F. Raulin, J.H. Bredehöft, M. Cabane, P. Ehrenfreund, A.J. MacDermott, S. McKenna-Lawlor, U.J. Meierhenrich, G.M. Muñoz Caro, C. Szopa, R. Sternberg, R. Roll, W.H.-P. Thiemann, S. Ulamec. 2014. COSAC prepares for sampling and in situ analysis of cometary matter from comet 67P/Churyumov–Gerasimenko. *Planetary and Space Science* **103**, 318-330. [[Crossref](#)]

44. Karen E. Smith, Michael P. Callahan, Perry A. Gerakines, Jason P. Dworkin, Christopher H. House. 2014. Investigation of pyridine carboxylic acids in CM2 carbonaceous chondrites: Potential precursor molecules for ancient coenzymes. *Geochimica et Cosmochimica Acta* **136**, 1-12. [[Crossref](#)]
45. Christopher K. Materese, Dale P. Cruikshank, Scott A. Sandford, Hiroshi Imanaka, Michel Nuevo, Douglas W. White. 2014. ICE CHEMISTRY ON OUTER SOLAR SYSTEM BODIES: CARBOXYLIC ACIDS, NITRILES, AND UREA DETECTED IN REFRACTORY RESIDUES PRODUCED FROM THE UV PHOTOLYSIS OF N₂:CH₄:CO-CONTAINING ICES. *The Astrophysical Journal* **788**:2, 111. [[Crossref](#)]
46. Paola Modica, Cornelia Meinert, Pierre de Marcellus, Laurent Nahon, Uwe J. Meierhenrich, Louis Le Sergeant d'Hendecourt. 2014. ENANTIOMERIC EXCESSES INDUCED IN AMINO ACIDS BY ULTRAVIOLET CIRCULARLY POLARIZED LIGHT IRRADIATION OF EXTRATERRESTRIAL ICE ANALOGS: A POSSIBLE SOURCE OF ASYMMETRY FOR PREBIOTIC CHEMISTRY. *The Astrophysical Journal* **788**:1, 79. [[Crossref](#)]
47. L. Le Sergeant d'Hendecourt, P. de Marcellus, P. Modica. 2014. MICMOC/MICMOS: Photochemistry of van der Waals solids and the rise of the organic molecular complexity. *BIO Web of Conferences* **2**, 03002. [[Crossref](#)]
48. Scott A. Sandford, Partha P. Bera, Timothy J. Lee, Christopher K. Materese, Michel Nuevo. Photosynthesis and Photo-Stability of Nucleic Acids in Prebiotic Extraterrestrial Environments 123-164. [[Crossref](#)]
49. G. Danger, F.-R. Orthous-Daunay, P. de Marcellus, P. Modica, V. Vuitton, F. Duvernay, L. Flandinet, L. Le Sergeant d'Hendecourt, R. Thissen, T. Chiavassa. 2013. Characterization of laboratory analogs of interstellar/cometary organic residues using very high resolution mass spectrometry. *Geochimica et Cosmochimica Acta* **118**, 184-201. [[Crossref](#)]
50. E.L. Zins, C. Pirim, L. Vettier, M. Chaboud, L. Krim. 2013. May interstellar leucine react with NO radicals present in interstellar/interplanetary medium? An ion-trap mass spectrometry study. *International Journal of Mass Spectrometry* **348**, 47-52. [[Crossref](#)]
51. Palash K. Sarker, Jun-ichi Takahashi, Yumiko Obayashi, Takeo Kaneko, Kensei Kobayashi. 2013. Photo-alteration of hydantoins against UV light and its relevance to prebiotic chemistry. *Advances in Space Research* **51**:12, 2235-2240. [[Crossref](#)]
52. Anton Simakov, Glenn B. S. Miller, Arne J. C. Bunkan, Mark R. Hoffmann, Einar Uggerud. 2013. The dissociation of glycolate—astrochemical and prebiotic relevance. *Phys. Chem. Chem. Phys.* **15**:39, 16615-16625. [[Crossref](#)]
53. Arimasa Matsumoto, Shotaro Oji, Shizuka Takano, Kyohei Tada, Tsuneomi Kawasaki, Kenso Soai. 2013. Asymmetric autocatalysis triggered by oxygen isotopically chiral glycerin. *Organic & Biomolecular Chemistry* **11**:18, 2928. [[Crossref](#)]
54. A. C. Evans, C. Meinert, J. H. Bredehöft, C. Giri, N. C. Jones, S. V. Hoffmann, U. J. Meierhenrich. Anisotropy Spectra for Enantiomeric Differentiation of Biomolecular Building Blocks 271-299. [[Crossref](#)]
55. Murthy S. Gudipati, Rui Yang. 2012. IN-SITU PROBING OF RADIATION-INDUCED PROCESSING OF ORGANICS IN ASTROPHYSICAL ICE ANALOGS—NOVEL LASER DESORPTION LASER IONIZATION TIME-OF-FLIGHT MASS SPECTROSCOPIC STUDIES. *The Astrophysical Journal* **756**:1, L24. [[Crossref](#)]
56. Michel Nuevo, Stefanie N. Milam, Scott A. Sandford. 2012. Nucleobases and Prebiotic Molecules in Organic Residues Produced from the Ultraviolet Photo-Irradiation of Pyrimidine in NH₃ and H₂O+NH₃ Ices. *Astrobiology* **12**:4, 295-314. [[Abstract](#)] [[Full Text](#)] [[PDF](#)] [[PDF Plus](#)]
57. Tianfang Wang, John H. Bowie. 2012. Can cytosine, thymine and uracil be formed in interstellar regions? A theoretical study. *Org. Biomol. Chem.* **10**:3, 652-662. [[Crossref](#)]
58. César Menor-Salván, Margarita R. Marín-Yaseli. 2012. Prebiotic chemistry in eutectic solutions at the water-ice matrix. *Chemical Society Reviews* **41**:16, 5404. [[Crossref](#)]
59. Palash K. Sarker, Jun-ichi Takahashi, Yukinori Kawamoto, Yumiko Obayashi, Takeo Kaneko, Kensei Kobayashi. 2012. Photostability of Isovaline and its Precursor 5-Ethyl-5-methylhydantoin Exposed to Simulated Space Radiations. *International Journal of Molecular Sciences* **13**:1, 1006-1017. [[Crossref](#)]
60. Chaitanya Giri, Fred Goesmann, Cornelia Meinert, Amanda C. Evans, Uwe J. Meierhenrich. Synthesis and Chirality of Amino Acids Under Interstellar Conditions 41-82. [[Crossref](#)]
61. Pierre de Marcellus, Marylène Bertrand, Michel Nuevo, Frances Westall, Louis Le Sergeant d'Hendecourt. 2011. Prebiotic Significance of Extraterrestrial Ice Photochemistry: Detection of Hydantoin in Organic Residues. *Astrobiology* **11**:9, 847-854. [[Abstract](#)] [[Full Text](#)] [[PDF](#)] [[PDF Plus](#)]
62. Cornelia Meinert, Pierre de Marcellus, Louis Le Sergeant d'Hendecourt, Laurent Nahon, Nykola C. Jones, Søren V. Hoffmann, Jan Hendrik Bredehöft, Uwe J. Meierhenrich. 2011. Photochirogenesis: Photochemical models on the absolute asymmetric formation of amino acids in interstellar space. *Physics of Life Reviews* **8**:3, 307-330. [[Crossref](#)]
63. M. Nuevo, S.N. Milam, S.A. Sandford, B.T. De Gregorio, G.D. Cody, A.L.D. Kilcoyne. 2011. XANES analysis of organic residues produced from the UV irradiation of astrophysical ice analogs. *Advances in Space Research* **48**:6, 1126-1135. [[Crossref](#)]

64. Romeu Cardoso Guimarães. 2011. Metabolic Basis for the Self-Referential Genetic Code. *Origins of Life and Evolution of Biospheres* 41:4, 357-371. [[Crossref](#)]
65. Y.-J. Chen, M. Nuevo, C.-C. Chu, Y.-G. Fan, T.-S. Yih, W.-H. Ip, H.-S. Fung, C.-Y.R. Wu. 2011. Photo-desorbed species produced by the UV/EUV irradiation of an H₂O:CO₂:NH₃ ice mixture. *Advances in Space Research* 47:9, 1633-1644. [[Crossref](#)]
66. Pierre de Marcellus, Cornelia Meinert, Michel Nuevo, Jean-Jacques Filippi, Grégoire Danger, Dominique Deboffe, Laurent Nahon, Louis Le Sergeant d'Hendecourt, Uwe J. Meierhenrich. 2011. NON-RACEMIC AMINO ACID PRODUCTION BY ULTRAVIOLET IRRADIATION OF ACHIRAL INTERSTELLAR ICE ANALOGS WITH CIRCULARLY POLARIZED LIGHT. *The Astrophysical Journal* 727:2, L27. [[Crossref](#)]
67. Milán Szóri, Balázs Jójárt, Róbert Izsák, Kornél Szóri, Imre G. Csizmadia, Béla Viskolcz. 2011. Chemical evolution of biomolecule building blocks. Can thermodynamics explain the accumulation of glycine in the prebiotic ocean?. *Physical Chemistry Chemical Physics* 13:16, 7449. [[Crossref](#)]
68. H. James Cleaves. A Hypothesis for a Unified Mechanism of Formation and Enantioenrichment of Polyols and Aldaric, Aldonic, Amino, Hydroxy and Sugar Acids in Carbonaceous Chondrites 37-55. [[Crossref](#)]
69. Partha P. Bera, Michel Nuevo, Stefanie N. Milam, Scott A. Sandford, Timothy J. Lee. 2010. Mechanism for the abiotic synthesis of uracil via UV-induced oxidation of pyrimidine in pure H₂O ices under astrophysical conditions. *The Journal of Chemical Physics* 133:10, 104303. [[Crossref](#)]
70. Cornelia Meinert, Jean-Jacques Filippi, Laurent Nahon, Søren V. Hoffmann, Louis D'Hendecourt, Pierre De Marcellus, Jan Hendrik Bredehöft, Wolfram H.-P. Thiemann, Uwe J. Meierhenrich. 2010. Photochirogenesis: Photochemical Models on the Origin of Biomolecular Homochirality. *Symmetry* 2:2, 1055-1080. [[Crossref](#)]